

# IFLA-kuulumiset

YKN 8.4.2016 Rovaniemi

Pirkko Lindberg

# Public Library Section Mid Term Meeting

## Zagreb, Croatia 9.-12.3.2016

- PLS Sectionin kokouksen asioita mm.
  - IFLA 2016 pääkonferenssi 13.-19.8.2016 Columbus, Ohio, USA
  - PLS satelliittikonferenssi Philadelphiassa hosted by the Free Library of Philadelphia on Wednesday 10 and Thursday 11 August 2016.
- <https://plsphiladelphia.wordpress.com/> teemana *21st Century Literacies in Public Libraries*
- Vuoden -17 IFLA Puolassa, Wroclawissa, PLS Satelliitti Norjan Bergenissä
- Jäseniä PLS:n standing committeeessa on Australiasta, USA:sta, Ruotsista, Japanista, Singaporesta, Saksasta, Norjasta, Hollannista, Sveitsistä, Tanskasta, Ranskasta, Espanjasta, Kroatiasta ja minä Suomen edustajana.  
<http://www.ifla.org/public-libraries>

# Public Library Section Mid Term Meeting

## Zagreb, Croatia 9.-12.3.2016

- Kokouksen puheissa esillä lisäksi
- TOR-verkosto – Saksan edustaja aikoo kirjoittaa juttua tästä
- Asunottomien tilanne kirjastojen kannalta
- Yhteistyö IFLA:n muiden jaostojen kanssa
- Data Atlas –esittely
- Created by the Bill & Melinda Gates Foundation's Global Libraries initiative, Data Atlas is an easy-to-use dynamic data visualization portal for tracking performance and impact metrics. It incorporates broader demographic datasets, providing its users with a central site for collecting, analyzing and presenting library impact data.

# Problem Statement

- We're not measuring the right things. Public libraries today mostly measure output measures (loans, members, visits, etc.). These traditional measures miss much of the impact that libraries have on their communities. Output numbers don't always tell a compelling story in the digital age.
- Few libraries (or public library systems) have data on how their programs and services contribute to changes in people's lives, limiting their ability to link their work to economic & community development.
- Even when such data exists, it can't easily be compared with other countries or aggregated at the regional/global level.
- It is challenging to contextualize the data and determine what it really means. Is something a large and important number or not?
- It is hard to put the data to any meaningful use – so why bother collecting it in the first place?

- It is challenging to contextualize the data and determine what it really means. Is something a large and important number or not?
- It is hard to put the data to any meaningful use – so why bother collecting it in the first place?

**Bottom line:** there is a massive data gap: we cannot answer simple questions about our field. Because we are unable to answer questions like these, public libraries – and the organizations that support them – find the power of their advocacy limited.

# What is the Data Atlas? Where does it fit in?

For several years, we asked grantees to collect data about their libraries and the impact their services have on users' lives. Grantees identified the need for a central place to store and visualize these datasets and told us that they wanted an **aesthetic and flexible web tool** to access data and compare themselves with peer grantee countries.

To address this, we built the Atlas as an easy-to-use, innovative, dynamic library data repository and visualization website. It presents public library outcomes interactively, giving GL and grantees insight into dynamic results as they are reported. In particular, the system enables GL and grantees to:

- **Aggregate** data from disparate sources to estimate our total global impact and enhance our ability to advocate for the importance of public libraries.
- **Interact** with library service point and community data to focus on local impacts.
- **Analyze** data using robust statistical tools and track changes over time to identify and monitor trends in public library use and impact.
- **Compare** data across custom groups of countries to allow regions to advocate for libraries and for countries to learn from one another's successes and challenges.
- **Tell stories** about libraries' work within the context of their communities' needs by embedding media and enriching data with stories.
- Refer to a central, definitive source in **communications and advocacy activities**, so there is no confusion about where the numbers come from or how they are calculated.



Indonesia Year: 2015 Survey Size: 977



68%  
Labor Force  
Participation



5.80%  
GDP Annual  
Growth Rate



7%  
Unemployment Rate



22%  
Youth Unemployment  
Rate



0.68%  
HDI

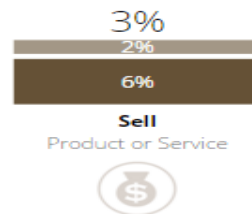
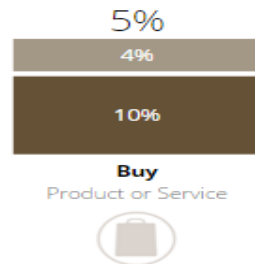
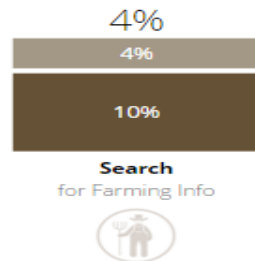
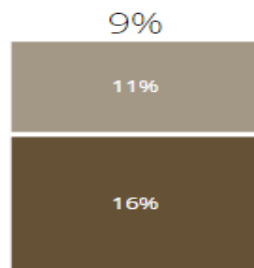


38  
Gini Ratio

## Use Technology at Public Library

Crosstab Options

Female Male



Write a Resume  
3%



Job Listing or  
Employ. Opp  
12%



Apply for a Job  
5%



Recieve Job Offer  
83%

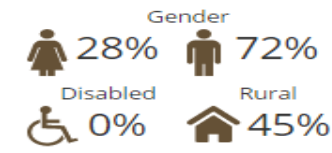
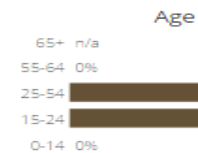
## CIMS 32

Indonesia

# of library visitors who receive a job offer after using public library services to apply for a job

affirmative responses 29/35 respondents to question → 82.9%

### Demographics of Affirmative Respondents

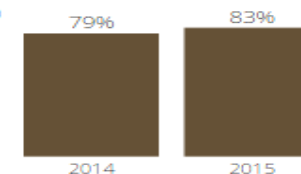


### Trends

29  
Respondents (annual average)

81%  
Average Over Time

4%  
Change 2014-2015



# Three Legacy Partners

## International Federation of Library Associations and Institutions

- IFLA is an independent, international, non-governmental, non-profit organization with 1,500 members in 150 countries that aims to:
  - Promote high standards of provision and delivery of library and information services
  - Encourage widespread understanding of the value of good library & information services
  - Represent the interests of its members throughout the world

## Public Library Association (of the American Library Association)

- The Public Library Association enhances the development and effectiveness of public library staff and public library services. This mission positions PLA to:
  - Focus its efforts on serving the needs of its members
  - Address issues which affect public libraries
  - Commit to quality public library services that benefit the general public

## Technology and Social Change Group (at the University of Washington's iSchool)

- TASCHA at the UW Information School explores the design, use, and effects of information and communication technologies in communities facing social and economic challenges. With experience in 50 countries, TASCHA brings together a multidisciplinary network of social scientists, engineers, and development practitioners to conduct research, advance knowledge, create public resources, and improve policy and program design.



# Global libraries impact to date

*IMPACT: 253 Million lives improved*

## *Examples of impact include.....*



Globally: Public libraries offer a safe space for disadvantaged groups. While women and girls have less access to technology, they are the majority users of library computers



US: More than half of Americans visited a library in the last 12 months with the most common use to support education or work.



Gulf Coast, Chile, Nepal: Public libraries play significant roles in immediate and long-term disaster response



Mexico: 758k people improved their health through information or resources



Botswana: 92k people furthered their education



Latvia: 443k people improved skills to qualify for jobs



Romania: 128k people increased their earnings



Ukraine: 17k people received a job offer after applying with library help

# The Public Library of The World 2016 - palkinto

- The prize is awarded by the Danish Agency for Culture and Palaces as a part of the Model Programme for Public Libraries with IT company Systematic as sponsor. Therefore the award is named 'Systematic – Public Library of the Year Award'.
- The target group is public libraries, i.e. municipality libraries. Applications can be made by individual municipalities. A municipality may apply in co-operation with relevant advisors.
- The prize is US\$ 5,000, which will be given to the municipality. Another 3-4 libraries will be nominated and awarded with a diploma.

# The Public Library of The World 2016 - palkinto

- **Criteria for application**

- The library must be a new public library. This means that it must have been completed during the period January 1<sup>st</sup> 2014 through June 1<sup>st</sup> 2016.
- The definition of a new library in this connection is a library that has been newly built from scratch, or a library that has been set up in premises that have not previously existed as a library.
- The prize is \$US 5,000.
- Closing date is **June 1<sup>st</sup> 2016**

<http://modelprogrammer.slks.dk/en/news-events/public-library-of-the-year-2016/#.VwUSLHopGKQ>

# The Public Library of The World 2016 - palkinto

- Libraries nominated for the prize will be evaluated on how they incorporate digital development and local culture of the surrounding community in the library space.
- The architectural expression of the library must be open and functional, to the point where it is well balanced with the surroundings, as well as supporting creative and innovative experiences for the library users.
- The library must also have incorporated sustainability into the building.

- **Assessment committee**

- Chairperson of the Committee, Morten Lautrup-Larsen, Deputy Director, Danish Agency for Culture and Palaces
- Maria Wedel Søe, Architect MAA, Danish Agency for Culture and Palaces
- Jens Lauridsen, Library Head, Tårnby Municipality Libraries
- Iben Østerbye, Head of Communications, Herning Library
- Jan Richards, Manager, Central West Libraries, New South Wales, Australia
- Leikny Haga Indergaard, Library Head, Bergen Public Library, Norway
- Kent Martinussen, CEO, Danish Architecture Centre
- Michael Christensen, Creative Director, CCO.

# Vuoden 2015 palkintoehdokkaat

- **Devonport Library, New Zealand**
- **Kista Public Library, Sweden**
- **Library at the Dock, Australia**
- **Narok Library, Kenya**
- **Sant Gervasi – Joan Maragall, Spain**



Kista Public Library, Stockholm, Sweden - Winner 2015





Seminaari Zagrebin pääkirjastossa

10.3.2016

N. 60 osallistujaa sekä Kroatiasta että PLS  
jäsenet

Seminaarin teema *The interaction between  
library users and librarians*

Tampereen esitelmä Kirjastoministereistä

Kaikki esitykset löytyvät konferenssin  
sivuilta


<https://plszagreb.wordpress.com/program/>



- Kirjastot Kroatiassa ovat ulkoisesti melko jäljessä pohjoismaisia. Automaatiota ei juurikaan ole, suuret lainaus- ja palautustiskit hallitsevat auloja ja hyllyt pursuavat kirjoista.
- Ainakin Velika Corican kirjastossa myös internetin käyttö asiakkaille oli maksullista
- Zagrebin pääkirjasto luetteloi aineiston koko kaupungin verkostolle, mutta esimerkiksi mitään kaupallista toimittajaa ei luettelointitiedoille ole. Kaupungin sisällä on yhteisluettelo, käsitin että sen laajempaa yhteistyötä ei kuitenkaan ole.
- Koska lainaus- ja kokoelmatyö ei ole niin suuressa roolissa, he tekevät paljon projekteja ja yhteisöllistä toimintaa











Kiitos!

